

# 2021 Economic Impact of the U.S. Pet Sector

The U.S. pet sector contributes \$260.5 billion directly and indirectly to the U.S. economy. The care and companionship of pets is integral to not only the emotional and physical well-being of people, but also to the strength and stability of our economy.

**\$260.5 billion**  
in total economic output,  
**\$174 billion** in annual gross  
domestic product



**Compared to  
\$221 billion** in  
total economic  
output in 2015

**2.78  
million  
jobs are  
supported  
by the pet  
sector**




**\$23.40 billion  
paid in taxes**



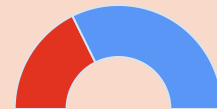
**by the industry at  
the federal, state,  
and local levels**

**84.9  
million  
households  
in the U.S.  
have at  
least one  
pet**



70% own a Pet

**Americans own 186  
million dogs and cats**

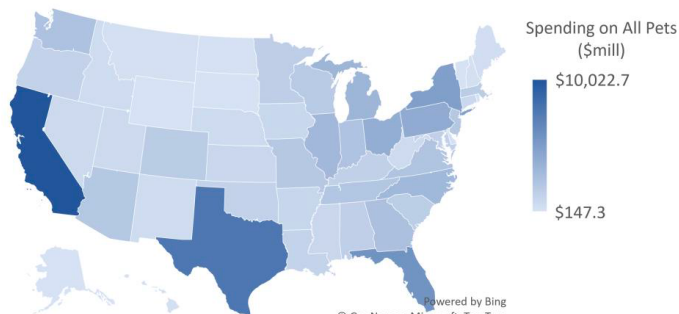


54% of U.S. households own a dog  
and 35% own a cat

**23 million U.S. households brought  
home a new pet between spring of  
2019 and summer of 2022**

**U.S. households spent \$93.95 billion on  
their pets**

Total Household Expenditures on Pets in America



Powered by Bing  
© GeoNames, Microsoft, TomTom

**Pet food,  
including pet  
treats, is the  
largest expense  
for pet owners. In  
2021, Americans  
spent \$50 billion  
on pet food and  
treats.**

